


The **SL**₂₇₀₀



POWER
Windows & Siding™

Quality from the outside in.





Windows are
picture frames for
the life that goes on
around your home.

The **SL** 2700



You look through them to check on your dog in the backyard, to make sure that your kids get on the school bus, to watch your trees and shrubbery bend in the rain or try on a new coat of snow.

Beautiful pictures deserve beautiful frames. If they're secure and easy to maintain, all the better.

We take pride in creating and perfecting beautiful window and door products that not only frame your life, but keep the weather out and stay new for a lifetime without a single dab of paint. That's why our windows are the choice for people who want their manufacturer to be in touch with today's decorating styles, as well as with the need for security, energy efficiency and easy maintenance. We also build every window strong enough to offer a limited lifetime warranty.

We use the best window components available and apply only the latest and most efficient computer-controlled manufacturing technologies to build our products. In other words, we protect your investment by never failing to invest in the technology and components that assure the highest quality possible.

Then we back up our offerings with outstanding customer service.

For over fifteen years, Power Windows and Siding has been satisfying clients by providing the highest quality home improvements for the most discerning consumers.

At Power Windows and Siding, we make no compromises when it comes to quality and performance.

POWER
Windows & Siding™

The **SL**₂₇₀₀



The unparalleled strength of a fusion-welded, miter-cut sash and frame. The unrivaled aesthetics of rich, traditional styling unmarred by snap-in parts or unsightly weep holes. Unstinting attention to detail, from double weather stripping to revolutionary insulated Sashlite® technology to an integral beveled channel for the extruded, aluminum locking screen.

Quality isn't just a matter of strength, or beauty or livability. Quality is a combination of all three. And you'll find that remarkable combination in these advanced premium windows.

These windows provide the highest warm edge protection, energy-efficiency and condensation resistance available today, and every window is custom fit to your home's exact measurements. The result is a window that makes your home feel as good as it looks – inside and out, year after



When quality matters, homeowners choose our Double-Hung Windows

SASHLI®, a revolutionary 7/8" insulated sash technology, provides the highest warm edge ratings and structural integrity possible

7/8" insulated DURAGlass™ utilizing HEAT SHIELD™ Premium Low-E Glass with Argon-filled air space

FOAM INSULATION inside vinyl channels for maximum energy efficiency

Frame and sash corners are miter-cut and FUSION-WELDED at 500° F for superior structural integrity that significantly exceeds the strength of ordinary mechanical window design

Both sashes tilt in easily for safe, fast cleaning from inside the home

Aluminum extruded locking half-screen with fiberglass screen wire provides a clean, snug fit

Constant force balance system for easy, smooth operation

Gold series double weather stripping provides superior UV resistance and resists mold, mildew and fungus

Extruded lift and pull rails with no snap-in parts or components

Patented heavy-duty, cam-action lock, incorporated with aluminum reinforced interlocking sashes, provides an extra seal at meeting rail

FUSION-WELDED sloped sill provides quick water runoff and continuous weather tight performance

Deluxe ventilation latches enable windows to vent in a partially open position, providing a combination of fresh air and peace of mind

Beveled interior and exterior glazing system for dynamic structural integrity, as well as aesthetic design

Maintenance-free 100% virgin vinyl

Insulating installation jamb foam

Available in:

white almond cocoa (outside) / white (inside)

The **SL**₂₇₀₀



Picture and Casement Windows

Maybe one of your favorite rooms is just a little too dark, even on sunny days. Or perhaps you have a beautiful view outside your home that's not so easy to see from indoors. With a picture or casement window, you can open up any room to more sun and wider vistas while you create a dramatic aesthetic statement. Our picture and casement windows are fusion-welded for strength and durability, so they're as strong as they are beautiful. The casement windows open a full 90 degrees, so it's easy to let in the spring breezes – and to clean both sides of the window from inside your home.

Sliding Windows

You can give your home a completely new look inside and out with premium sliding windows. They're constructed with the same durable fusion welding as our double-hung windows and they're just as easy to clean. Our sliding windows provide a more modern look that's a breath of fresh air – especially when you consider how easy it is to open up your sliding windows and let the spring and fall breezes float through your home!



Insulating foam is inserted into the hollow chambers inside the window frame, which provides additional insulation against temperature fluctuations.

Our Sliding Windows have all the highest quality features

SASHLI[®], a revolutionary 7/8" insulated sash technology, provides the highest warm edge ratings and structural integrity possible

7/8" insulated DURAGlass™ utilizing HEAT SHIELD™ Premium Low-E Glass with Argon-filled air space

FOAM INSULATION inside vinyl channels for maximum energy efficiency

Frame and sash corners are miter-cut and FUSION-WELDED at 500° F for superior structural integrity that significantly exceeds the strength of ordinary mechanical window design

Operating sashes are removable for easy cleaning

A specially designed brass roller system lets the sash operate with minimal effort

Beveled interior and exterior glazing system for dynamic structural integrity, as well as aesthetic design

Aluminum extruded locking half-screen with fiberglass screen wire

Available in 2-lite and 3-lite configurations

Maintenance-free 100% virgin vinyl

Insulating installation jamb foam

Available in:

white almond cocoa (outside) / white (inside)

Lifetime Warranty Every window is backed by a written, limited lifetime warranty against blistering, corroding, flaking, peeling or rotting of all extruded vinyl components, hardware and insulated glass. You have our word on it.

BAY AND BOW WINDOWS



Bay Windows

A bay window is more angular than a bow window, and it normally projects farther from your home. The additional projection increases your view and creates greater space inside your home, perhaps for a window seat or a shelf for your sun-loving plants. The most typical type of bay window is a fixed center-lite flanked on either side by two double-hung or casement windows. The side windows project at either a 9-, 15-, 30- or 45-



Bow Windows

A bow window is recognized by its smooth, graceful curve. Our bow window has the same radius or curve throughout the window. We achieve that curve with lites that are usually equal in size. The wider each section, or lite, the deeper the curve, and the more your bow window will project from your home. We can custom-design a bow window that combines fixed lites with casement or double-hung windows to create the exact look you want.



Lifetime Warranty Every window is backed by a written, limited lifetime warranty against blistering, corroding, flaking, peeling or rotting of all extruded vinyl components, hardware and insulated glass. You have our word on it.

PATIO DOORS



Patio Doors

The most dramatic way to refresh the look of your kitchen or family room is with a deluxe new Patio Door. Older doors made of metal were prone to condensation and corrosion, and some vinyl doors used outdated glass systems which caused the glass seal to fail, resulting in clouding between door panes. Our Patio Doors are made from durable PVC which won't corrode, rot or warp over time. And most importantly, Sashlite™ warm-edge technology ensures that your glass will stay clear and also add comfort to your home.



INSTALLATION



Your window installation should be a smooth and comfortable experience

As soon as you decide to purchase new windows, you'll be given the "What to Expect" installation brochure

We'll set the measure appointment today!

Your window openings will be measured by factory-trained experts who will analyze all installation requirements

The date of installation will be set when your windows are measured

All installers are Total Care Installs™ certified

All installation crews are trained to protect your valuable possessions and use care while in your home

Every installed window will be cleaned and inspected

An installer will demonstrate all the features of your new windows

We'll ask for your feedback and opinions on your installation experience

You'll be left with a "Caring for Your New Windows" brochure to help answer any questions you may have, and to ensure long-lasting operation of your new windows



FEATURES & OPTIONS



QUALITY FIRST, LAST AND ALWAYS

We believe the most important component of quality is integrity. We are accredited members of the *National Fenestration Rating Council*, a nonprofit organization that provides fair, accurate and credible information about the energy performance of windows, doors and skylights. We proudly display our NFRC test data results on every window we manufacture.

And quality windows begin with premium components. That's why we offer **HEAT SHIELD™ Low-E glass**. It blocks out solar energy and keeps in furnace heat, increasing comfort and reducing heating and air conditioning costs.

We care deeply about how our products will affect the quality of life for future generations. When you combine our NFRC certification, **HEAT SHIELD™ Low-E glass** and an Argon-filled air space, your windows will qualify for **ENERGY STAR®**, a government-backed program that helps protect the environment by promoting superior energy efficiency. We have achieved the prestigious **ENERGY STAR®** qualifications and recommend it as a first-class option available in any window.

Limited Lifetime Vinyl Warranty. We warrant that our windows produced with rigid vinyl extrusions will not blister, corrode, flake, peel or rot under conditions of ordinary wear...for as long as you own your beautiful home.



The SL2700

Foam Insulation

In the SL2700 window the hollows inside the vinyl master frame are filled with polyurethane foam. Foam filled windows can increase window R values, saving you heating and cooling

Heat Shield™

Heat Shield™ low-E glass greatly improves insulation, keeping your family warmer in the winter and cooler in the summer. And by including Argon Gas – a safe, odorless, non-toxic gas – energy

DURAGlass™

400% stronger than ordinary glass, DURAGlass™ gives your home extra protection from intruders and the occasional stray baseball. If it should happen to break, DURAGlass™ breaks into harmless pieces, like a car window.

Sashlite®

Sashlite's revolutionary warm-edge technology, utilizing an integrated vinyl spacer, is proven to provide the warmest interior glass temperature ever.

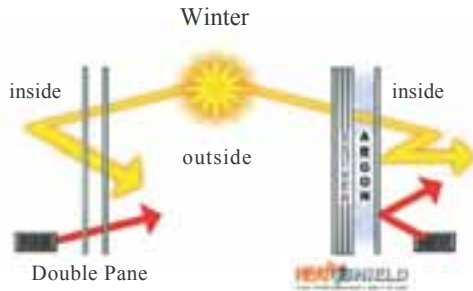




How does it work?

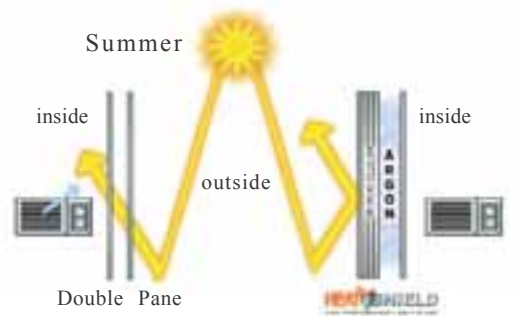
In winter, regular glass windows allow converted radiant heat and furnace heat to escape your home.

Heat Shield™ windows trap the converted radiant heat as free energy (similar to solar power) as well as



In summer, clear glass does nothing to prevent heat transfer into your home.

Heat Shield™ reflects the heat away from your home, keeping it cool.



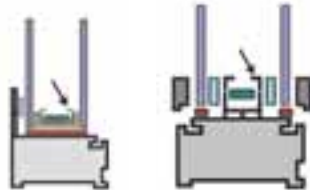
NOTHING gets past DURAGlass™

DURAGlass™ is virtually impassable. Baseballs, burglars and bricks are no match for DURAGlass™.



Revolutionary Warm-Edge Technology

A spacer is a channel that separates and holds double pane glass. Sashlite's integrated vinyl spacer is almost 20% more energy efficient than traditional metal spacers.



Traditional Metal Spacer

Integrated Sashlite Spacer



Thermal Transmittance Testing

DECORATIVE GRIDS

Standard Grids



Colonial Standard







Diamond Standard



Colonial Detail

Available in:

-  white
-  almond
-  cocoa (*outside*)
-  white (*inside*)

Contour Grids



Colonial Contour







Queen Ann Contour



Contour Detail


Available in:

-  white
-  almond
-  cocoa (*outside*)
-  white (*inside*)

Elite Grids



Elite Brass Traditional



Elite Pewter Traditional



Elite Queen Ann

Available in:

-  brass
-  pewter

Majestic MG Series for Double Hung, Slider, Hopper and Awning Windows



MG 3



MG 4

please specify gold or pewter coming when ordering MG glass

Majestic MGC Series for Bay, Bow, Casement and Picture Windows



MGC 1



MGC 2

Colors



Clear Antique



Rainbow



Orchid Smoke



Cobalt Crystal



Emerald Sun



Ruby Fire

Due to the properties of stained glass and the limitations of color printing, the actual color of the majestic glass may vary from this representation.

Power Windows and Siding, Inc.
5000 Hilltop Drive
Brookhaven, PA 19015
877-RING-PWS
PowerWindowsAndSiding.com

